

SPRAY TOONS



ABOUT US

A Technical and Creative Multidisciplinary Team

Amusement Logic Worldwide LLC, which builds upon 25 years of experience out of our offices in Valencia (Spain), is an indisputable worldwide reference in the leisure design and architecture sector, because of its ability to provide comprehensive development of its projects.

Amusement Logic Worldwide LLC, is a company specialised in providing **comprehensive design, architectural and engineering services** for all types of leisure and touristic projects: waterparks, theme parks, animal parks, themed pools, campsites, residential complexes, hotels and resorts, extreme and adventure parks, FECs, amongst many others.










We work on a worldwide scale and our services comprise **all the development phases of a project**: market and economic feasibility studies, concept design, architectural and engineering project in all disciplines, as well as supervision, start-up and project management services.

We also **manufacture, build and supply** a wide spectrum of **leisure-related products**: slides, children's attractions and games, interactive games, metallic structures and exit towers, theming, pool and plantroom construction, hydraulic systems, (water movement, pumping, filtration and chemical treatment).



INTERPRETATION GUIDE

TECHNICAL SPECIFICATIONS

-  **Dimensions:** length x width x height
-  **Minimum space:** floor area of apparatus with the required size of impact area.
-  **Preschool:** all games are suitable for family use, however, this icon indicates that it has been specially designed for the psychomotor development of children between 2 and 4 years.
-  **Interactive:** that allows manipulation to produce different water effects.
-  **Dynamic:** game that moves thanks to the effect the water has on it.
-  **Static:** the game is static.
-  **Combined:** game without water that requires the interaction with another to produce movement.

Initially designed for installation in Splashpad areas (shallow pools), Spray Toons can be adapted to children's pools and splash pools. Contact us for more details.



Our game elements have been designed following the UNE-EN 1176-1 Standard.
The correct use of the play area is the responsibility of the children's parents or adult minders.
*Children under 36 months should be supervised by an adult.



The photographic details of the products may not coincide with the included descriptions. All information can be subject to technical changes, or printing errors. These plans and specifications are property of and copyrighted to AMUSEMENT LOGIC WORLDWIDE, LLC. and they may not be used in any project, except with prior written consent from AMUSEMENT LOGIC WORLDWIDE, LLC.

SPRAY TOONS

We are presenting a new collection of play elements for **children's aquatic playgrounds**, characterised by heightened three dimensionality, with figures and characters reminiscent of a well-illustrated children's book.

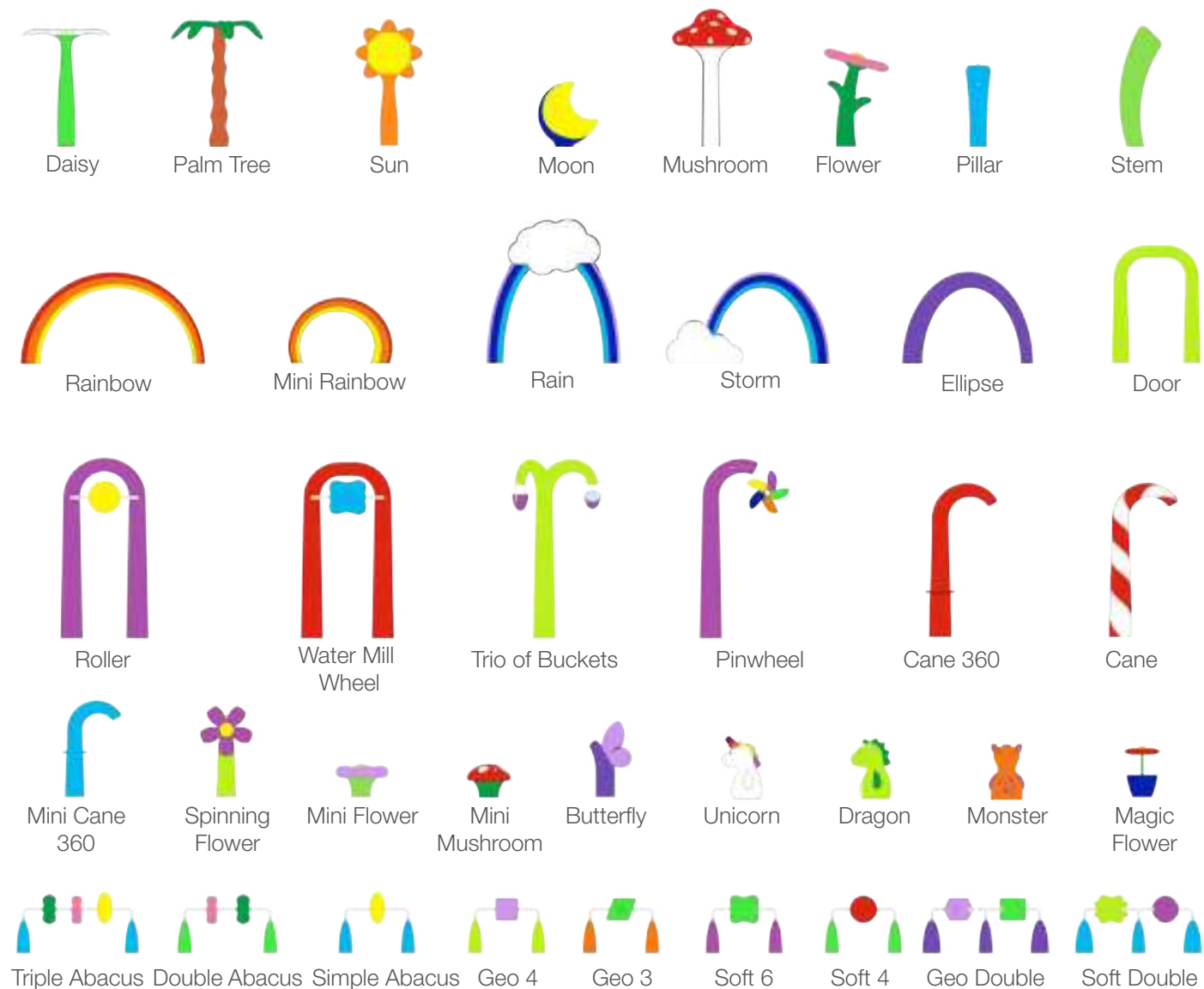
Their style is intended to transport kids to a **world of animated fantasy**, where rainbows, cotton-like clouds, suns, unicorns or dragons create an interactive environment to enhance children's imagination.

Away from the traditional concept of metallic tubes and flat silhouettes, our Spray Toons collection, produced with our exclusive **3D-Tech** material, allows for differentiation and singularity in any new project, now more kind-hearted and tender.




INDEX

Elements



Sets



Jets





Daisy
SN-01

 1,74 x 1,74 x 2,33 m


 4,50 x 4,50 m



Palm Tree
SN-02

 1,90 x 1,90 x 2,50 m

 4,50 x 4,50 m



Sun
SN-09

 1,35 x 0,76 x 2,50 m

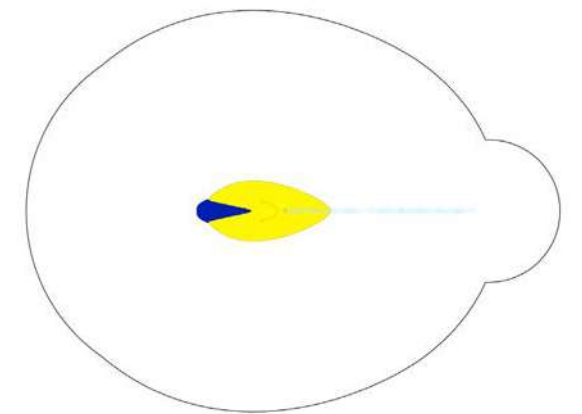
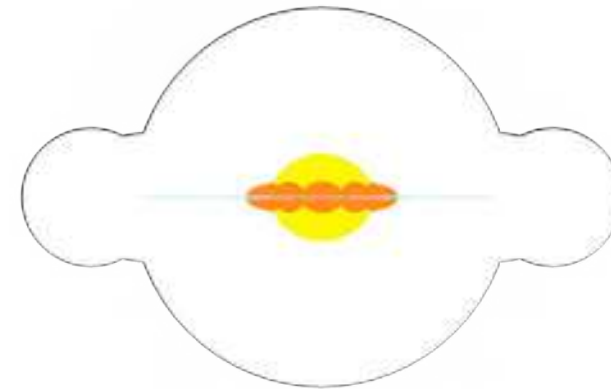

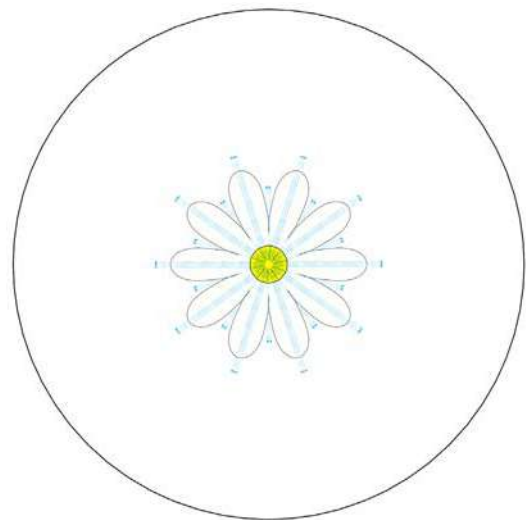



 5,30 x 3,35 m



Moon
SN-08

 1,20 x 0,53 x 1,30 m

 4,70 x 3,50 m






Mushroom
SN-22

1,57 x 1,57 x 2,75 m

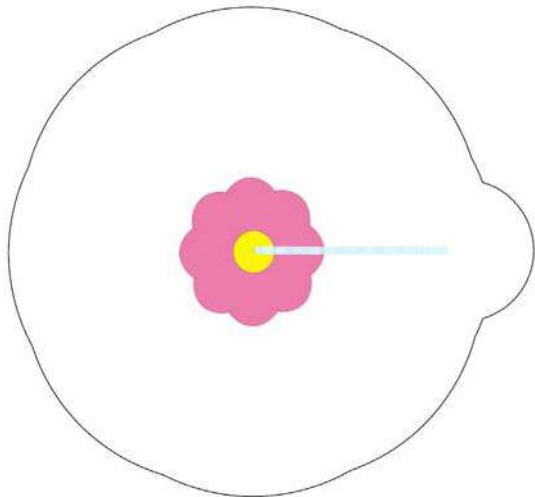
4,00 x 4,00 m



Flower
SN-24

1,32 x 1,27 x 1,93 m

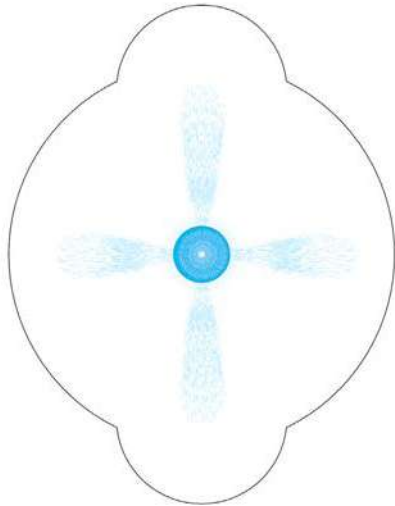
4,62 x 4,32 m



Pillar
SN-12

0,50 x 0,50 x 1,65 m

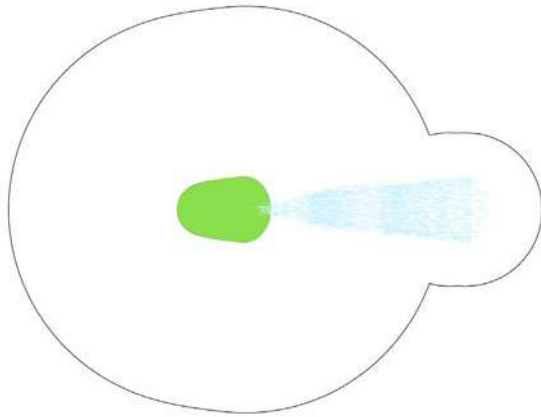
3,40 x 4,40 m




Stem
SN-13

0,83 x 0,60 x 2,41 m

4,70 x 3,60 m





Rainbow
SN-03

3,63 x 0,40 x 1,81 m

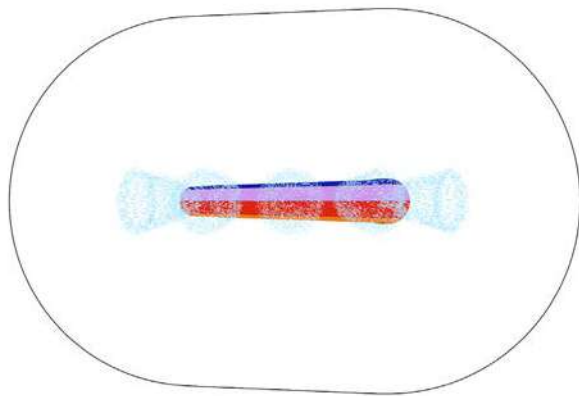
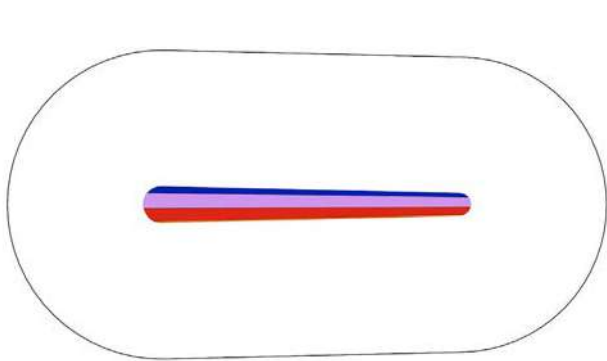
6,63 x 3,40 m



Mini Rainbow
SN-04

2,03 x 0,40 x 1,35 m


5,00 x 3,40 m



Rain
SN-14

2,65 x 0,86 x 2,85 m

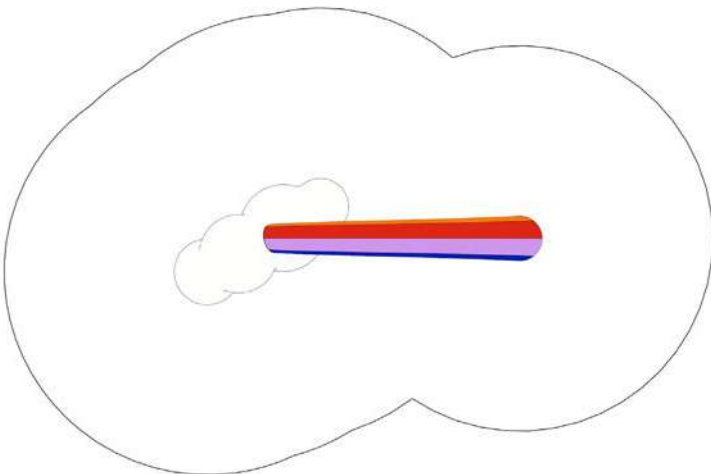
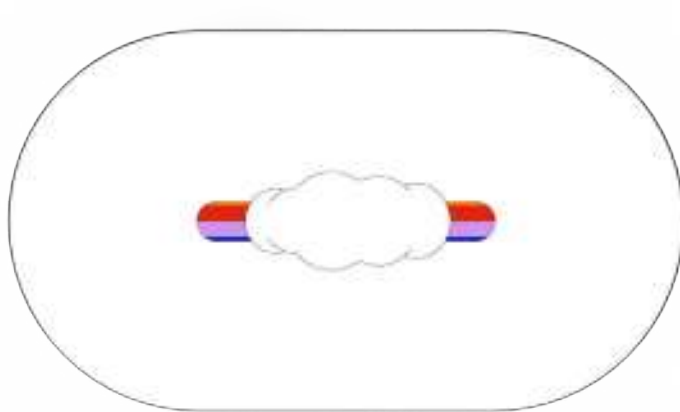
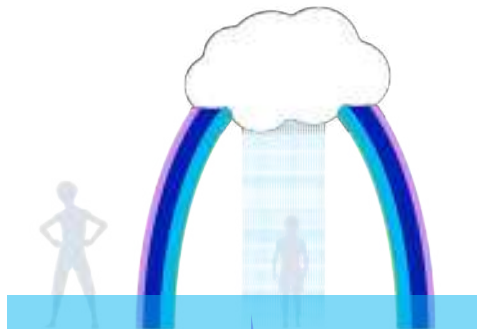
5,65 x 3,35 m



Storm
SN-07

3,24 x 1,12 x 1,81 m

6,24 x 4,24 m





Ellipse
SN-06

2,57 x 0,40 x 1,81 m

5,60 x 3,40 m



Door
SN-10

1,75 x 0,35 x 2,33 m

1,75 x 3,35 m



Roller
SN-20

1,55 x 0,75 x 3,20 m

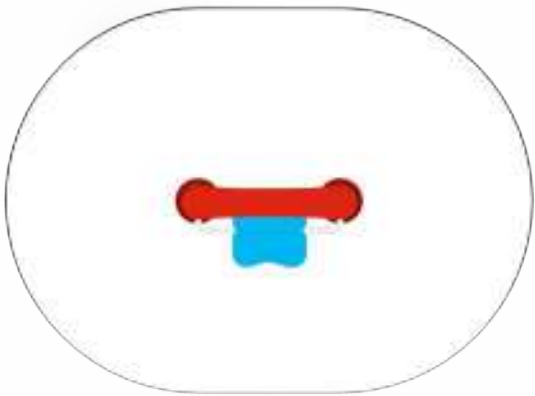
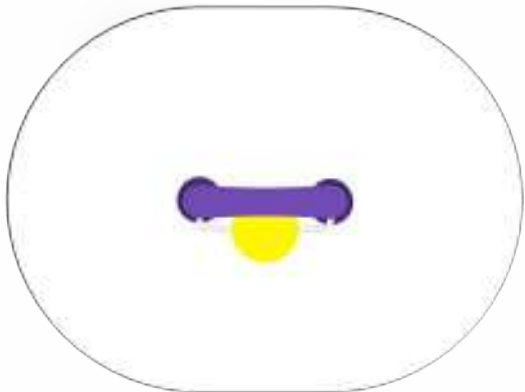
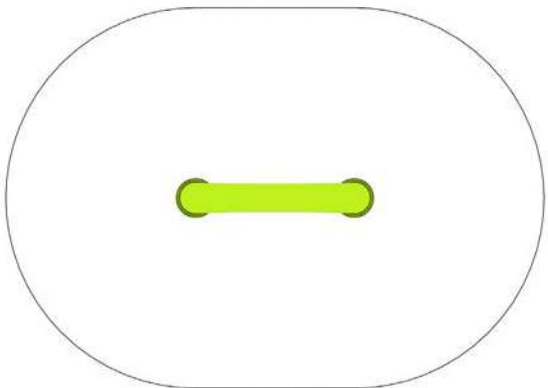


4,55 x 3,40 m



Water Mill Wheel
SN-21

1,65 x 0,80 x 3,15 m

4,65 x 3,40 m







Trio of buckets
SN-23

1,82x 1,61 x 3,17 m

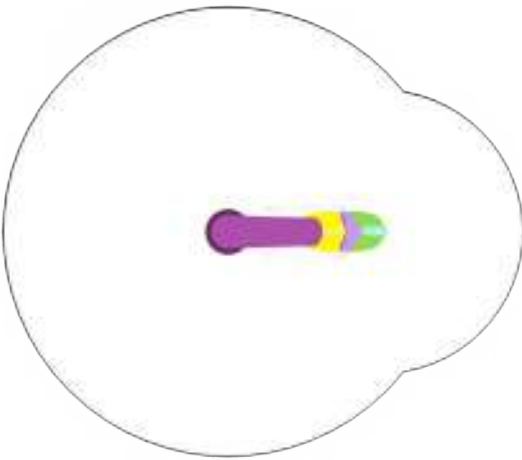
4,00 x 4,00 m



Windmill
SN-27

1,60 x 0,45 x 3,18 m

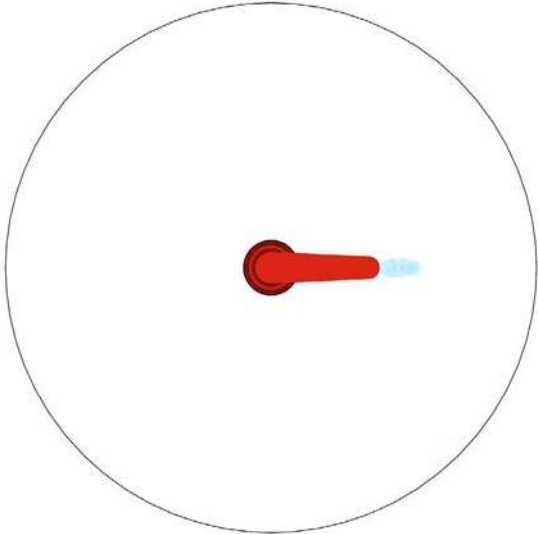
4,30 x 3,40 m



Cane 360
SN-26

1,26 x 0,55 x 2,73 m

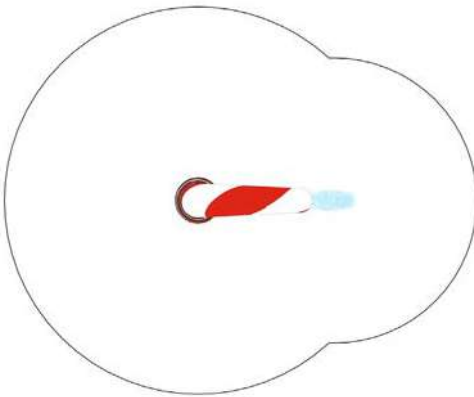
5,00 x 5,00 m



Cane
SN-25

1,20 x 0,40 x 2,73 m

4,15 x 3,40 m






Mini Cane 360
SN-31

1,03 x 0,45 x 1,60 m


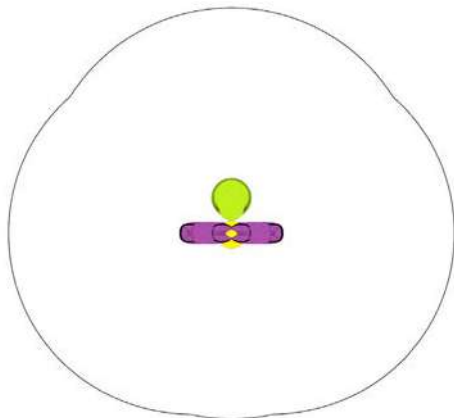
3,35 x 3,35 m



Spinning Flower
SN-19

0,92 x 0,62 x 1,67 m


3,90 x 3,60 m



Spinning Flower
SN-11

0,95 x 0,95 x 0,60 m


4,00 x 4,00 m




Mini Mushroom
SN-05

0,80 x 0,80 x 0,60 m

3,80 x 3,80 m





Butterfly
SN-18

0,76 x 0,70 x 1,35 m

7,40 x 7,40 m



Unicorn
SN-15

0,71 x 0,73 x 1,12 m

7,40 x 7,40 m



Dragon
SN-16

0,71 x 0,73 x 1,10 m

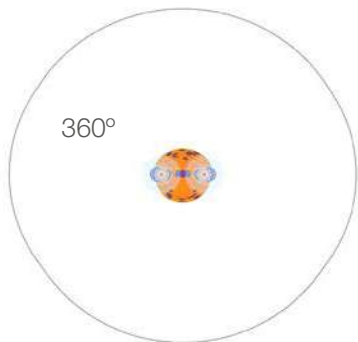
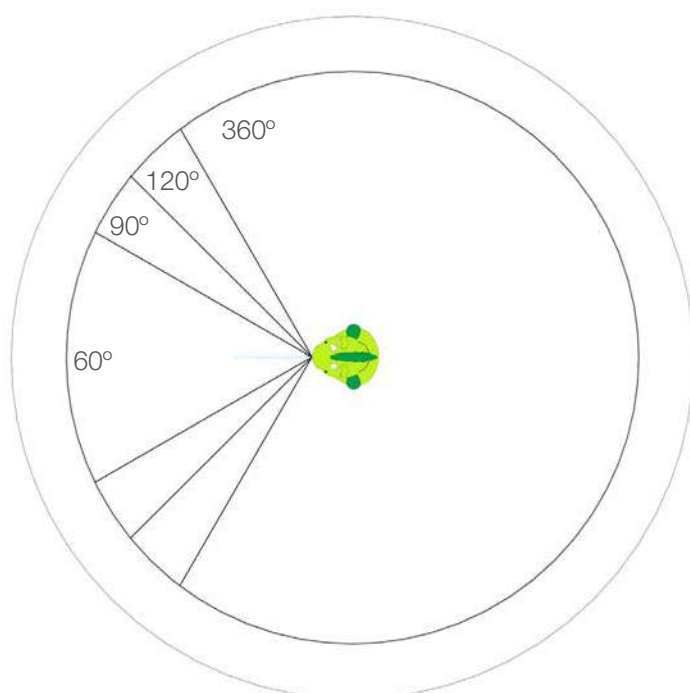
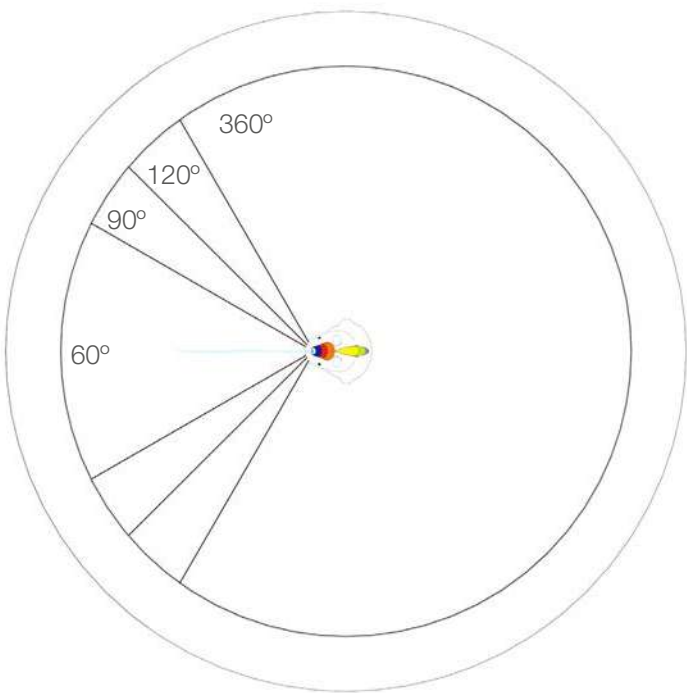
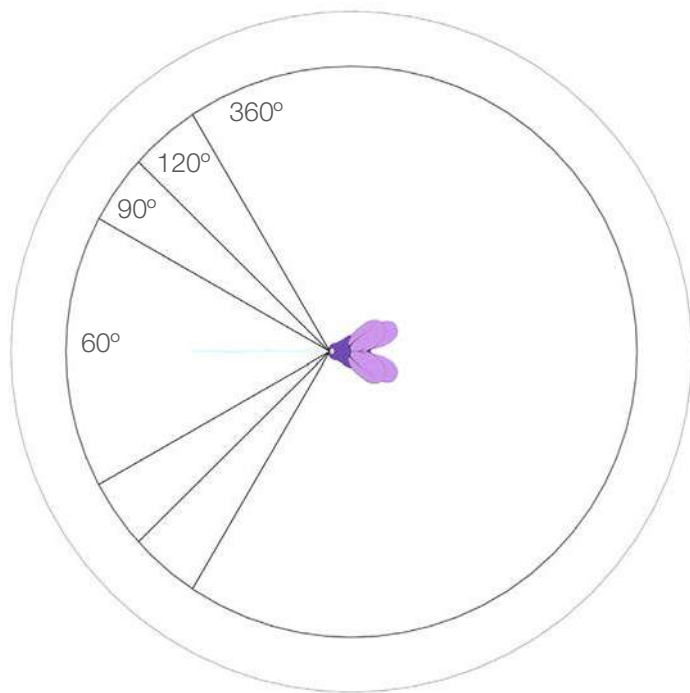
7,40 x 7,40 m




Monster
SN-17

0,71 x 0,57 x 1,03 m

3,60 x 3,70 m

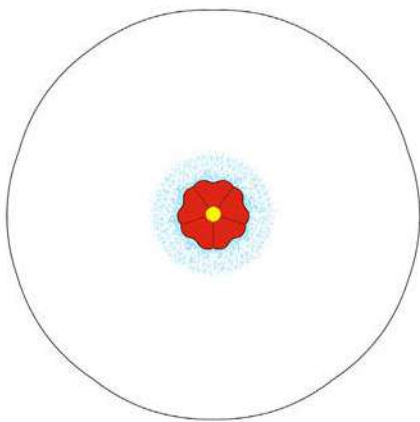





Magic flower
SN-38

0,65x 0,56 x 0,92 m

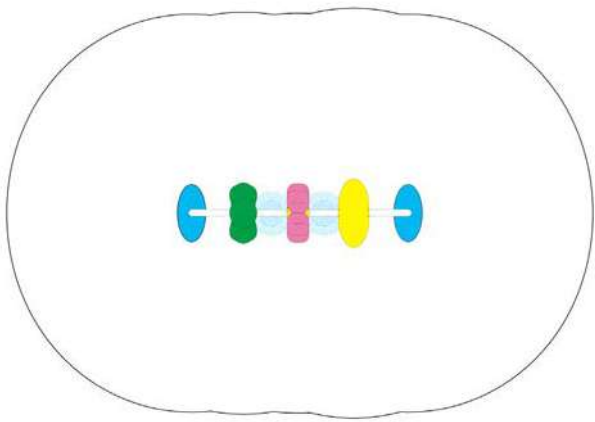
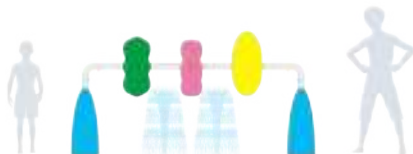
3,63 x 3,63 m



Triple abacus
SN-28

2,16 x 0,60 x 1,10 m

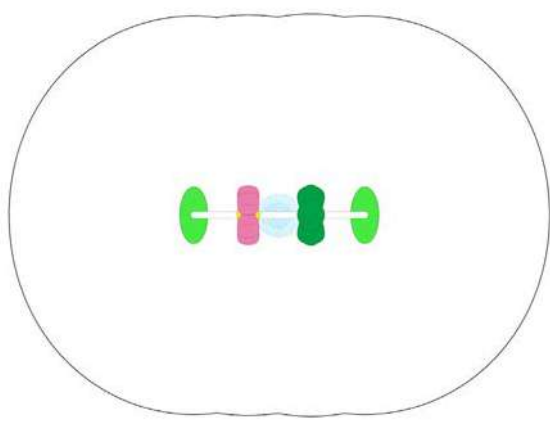
5,20 x 3,60 m



Double abacus
SN-29

1,75 x 0,53 x 1,04 m

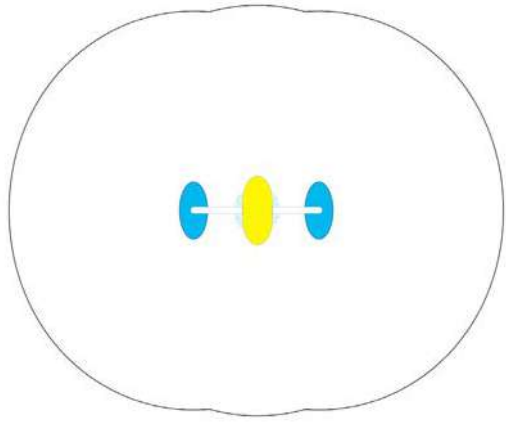
4,75 x 3,50 m



Simple abacus
SN-30

1,35 x 0,60 x 1,10 m

4,35 x 3,60 m





Geo 4
SN-32

1,35 x 1,30 x 1,72 m

4,40 x 3,50 m



Geo 3
SN-33

1,35 x 0,50 x 1,01m

4,40 x 3,50 m



Soft 6
SN-35

1,35 x 0,50 x 1,03 m

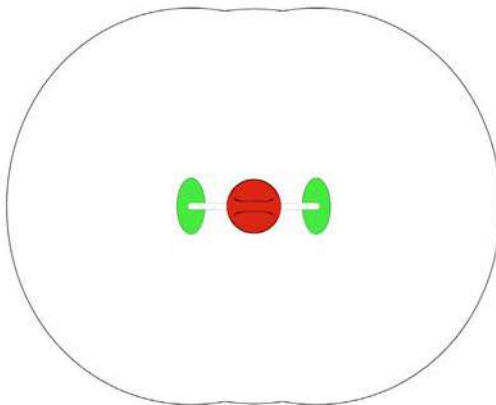
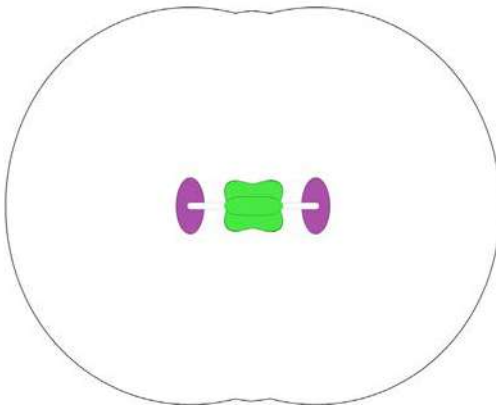
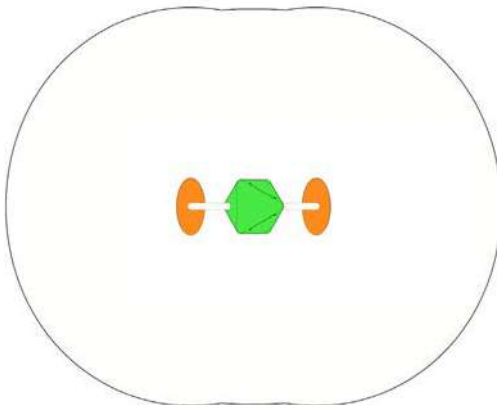
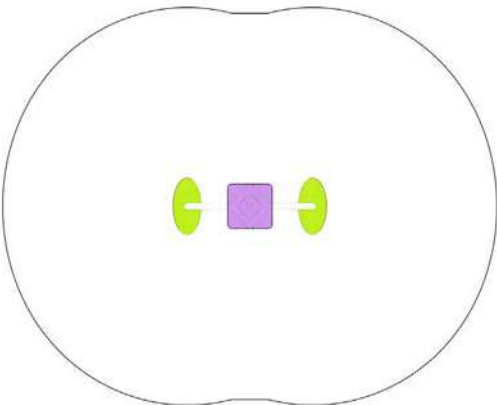
4,40 x 3,50 m




Soft 4
SN-34


1,35 x 0,5 x 1,02 m


4,40 x 3,50 m











Geo Double
SN-36


 2,25 x 1,56 x 1,72 m


 5,24 x 4,00 m






    

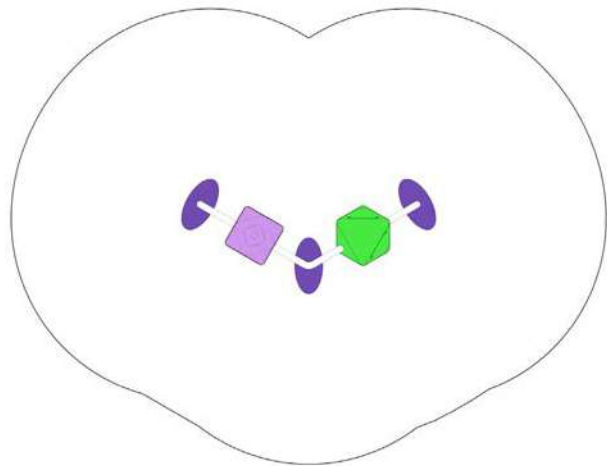
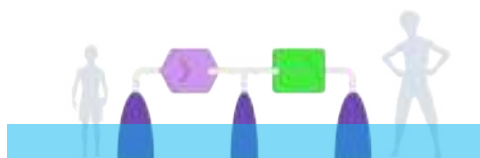


Soft Double
SN-37

 2,25 x 1,02 x 1,03 m

 5,24 x 4,00 m



Soft 4 360
SN-31-34



Geo-Soft 360
SN-31-32-33-34



Soft double 360
SN-31-37



Geo-Soft double 360
SN-31-36-37



Garden
SN-19-26



Winged garden
SN-18-19-26





Geyser
SJ-01

 9 x 9 x 0,5 cm

 50 x 50 cm






Arch
SJ-05

 9 x 9 x 0,5 cm

 255 x 50 cm



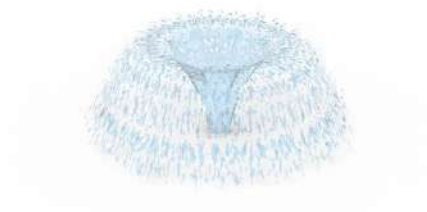


Fan
SJ-03

 9 x 9 x 0,5 cm

 413 x 50 cm



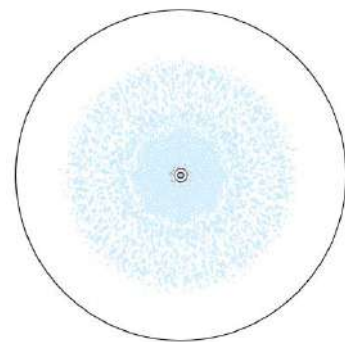


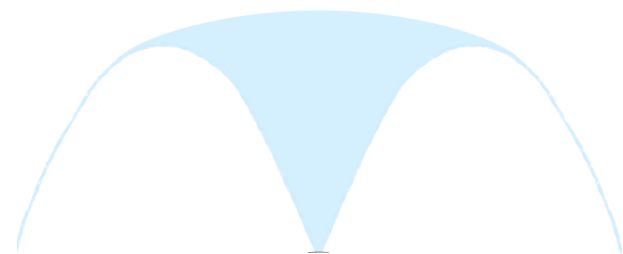
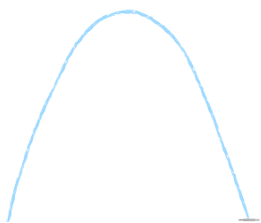



Jellyfish
SJ-04

 9 x 9 x 0,5 cm

 335 x 335 cm








Spray
SJ-02

 9 x 9 x 0,5 cm

 435 x 435 cm





Spider
SJ-06

 9 x 9 x 0,5 cm

 505 x 505 cm



